





underwater
stingray
octopus
turtle

sea
whale
coral
dolphin

fish
crab
rocks
seal

seaweed
clam
starfish
dugong

shark
seahorse
jellyfish

THEME STARTER QUESTIONS:

- What can you see in the picture?
- What creatures under the sea can you name?
- What are they doing?
- How do they move around?
- Which sea creatures are big?
- Which ones are small?
- Which eat other sea creatures?
- Which creatures are dangerous? Why are they dangerous?



See page iv for how to download this image.

THEMED ACTIVITIES

FOCUS OUTCOME: Acquisition and use of vocabulary

ACTIVITY 1: MY LITTLE FLIPBOOK (individual)

- Look at the picture and name the sea creatures.
- Provide one copy of Resource sheet 1 for each student.
- Students point to and name each sea creature and add the sentence ending for each one. They colour the pictures, cut along the dotted lines and have them stapled on top of each other to make a simple flip booklet. The picture clues assist them to read the simple repetitive sentences.

FOCUS OUTCOME: Demonstration of understanding

ACTIVITY 2: IN THE HOT SEAT (whole class or small groups with an adult helper)

- Look at the picture and name the sea creatures, plants and objects under the sea.
- Select one student in each group to be 'in the hot seat'. The student selects (or is given) one sea creature from the picture. Other students ask questions about what the creature looks like, does or how it behaves. (Students are using prior knowledge to answer the questions, so another student may act as a helper to give ideas as well if necessary.)

FOCUS OUTCOME: Categorisation

ACTIVITY 3: IT WAS GOOD/IT WAS BAD (whole class then pairs or small groups)

- Look at the picture and name the sea creatures, plants and objects.
- View a clip of underwater scenes such as the following: <<https://www.youtube.com/watch?v=nDiaRSklhMo>>, <<https://www.youtube.com/watch?v=4yoljX22HFw>> and <<https://www.youtube.com/watch?v=6AVabkzN6-Q>>. Students name the sea creatures as they see them in the clip.
- Form pairs or small groups. One student tells one good thing about what happens underwater and another student tells one bad thing. Then they swap roles. (Students can give a reason for their decision.)

FOCUS OUTCOME: Retelling and elaborating

ACTIVITY 4: FACTS RECALL (whole class)

- Read the book *Under the sea* by Anna Milbourne.*
 - Using the picture as a reference, ask students to name any sea creatures in the book that are also in the picture. What facts did students learn about the sea creatures?
 - What other sea creatures were in the book but not included in the picture? What facts did you learn about them?
- * *Commotion in the ocean* by Giles Andreae is another appealing book written in rhyming verse but less factual.

FOCUS OUTCOME: Playful and creative use of language

ACTIVITY 5: FINGER PUPPET STORY (individual, pairs or small groups)

- Look at the picture and name the sea creatures, plants and objects.
- Place the finger puppets on Resource sheet 2 in a sea play corner so students can make up stories using them.

FOCUS OUTCOME: Information giving, explanation and justification

ACTIVITY 6: FINISH THE STATEMENTS (whole class or large groups with an adult helper)

- Look at the picture and name the sea creatures, plants and objects.
- Select individual students to choose a sea creature, plant or object from the picture and finish the sentence 'Under the sea, there is a _____ (name of sea creature, plant or object) _____ (tell what it is doing)'.
- Encourage students to listen carefully to ensure they select different sea creatures, plants or objects to talk about (or different statements to say about ones already mentioned).

FOCUS OUTCOME: Description, prediction and reflection


ACTIVITY 7: PREDICTING (whole class)

- Look at the picture and name the sea creatures, plants and objects.
- Ask questions like 'What is the shark going to do?', 'Where can the crab go to hide?', 'What are the yellow and orange fish going to do?', 'What is the pink fish near the seal going to do?' Students predict what might happen.


CROSS-CURRICULAR LINK

- Discuss animals and plants of other environments (*Science*)
- Look at the images in the picture and name different external parts of sea creatures. (*Science*)
- Discuss ways to look after the sea and the plants and animals that live there. (*Science*)


A shark




A fish




An octopus



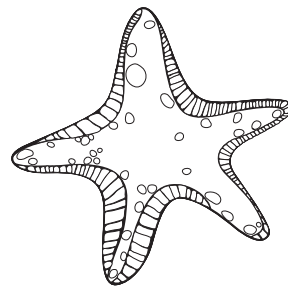
A crab




A jellyfish



A starfish



A clam



lives under
the sea.

