



International school

Catalogue 2020

Making a difference every day

'TEACHING' CAN MEAN MANY THINGS: inspiring, challenging, entertaining, listening, supporting—all to create a better future for our students. At R.I.C. Publications, we are passionate about helping teachers do what they do best—teach! We aim to create relevant, time-saving, high-quality resources designed to seamlessly integrate into your teaching structure.

More importantly, we take great care to ensure that education can be fun and engaging for both students and teachers. Are you ready to take on 2020? Let's teach!

KEEP AN EYE OUT FOR THESE ICONS USED THROUGHOUT THE CATALOGUE:



NEW RELEASE
Fresh from the oven!



ONLINE TOOL
Supporting online tools are available to use



BESTSELLER
Thousands of educators can't be wrong



EBOOK AVAILABLE
This resource is available in a digital format



DOWNLOAD
Additional resources available to download



FREE SAMPLES
Try before you buy! Simply go to the URL mentioned to download a FREE sample that you can use right away



BUY TODAY, USE TODAY

**BESTSELLING TEACHING RESOURCES
AVAILABLE IN EBOOK FORMAT!**



1. Browse thousands of bestselling digital resources



2. Create an online account to easily store your purchases



3. Download to your devices and use immediately

Let's teach!

We are continuously reviewing your resource needs to ensure we provide practical and contemporary solutions.

Our writers use their teaching insights to inform our curriculum-linked content, ensuring our products stay ahead of the curve and keep students engaged.

Whether you need to introduce, practise or consolidate a subject, we have the content you need to boost your programming.



English



The Literacy box



Take your students on a literary adventure!

» Three-box series

» Great for independent learning and guided reading

» Includes 75 colourfully illustrated four-page cards

The *Literacy box* covers all your teaching needs. With these colourfully illustrated cards featuring texts covering a variety of genres and text types, literacy will become less of a chore and more of a fun learning adventure for students.

The *Literacy box* series provides supplementary materials to support the reading program of teachers, catering for the needs of all readers at each level in the classroom.

Samples from Box 2



Student card

The Literacy box

For a free sample, go to:
www.ricpublications.com.au/litboxsample



Features

- Three levels of comprehension, word study and grammar questions in a multiple-choice format
- Comprehensive teachers notes for each card with suggested speaking, listening, writing and viewing activities
- Separate answer cards to allow students to work and progress at their own rate

Samples from Box 2

Answer card



Teachers guide



REVIEW *'I have one in my classroom and it is an absolutely outstanding resource. I use mine twice weekly for comprehension practice. The children love the stories and are always so eager to move up through the levels!'*

Múinteoir Valerie, Teacher

	LEVEL	AGES	CODE	PRICE
Box 1	Foundation – Year 2	5–7	6930	A\$495.00
Box 2	Year 3 – Year 5	8–10	6931	A\$495.00
Box 3	Year 5 – Secondary	11+	6932	A\$495.00

The Comprehension box



Help your students become better readers

» Three-box series

» Suitable for Years 1 to 6

» Great for independent learning and guided reading

The *Comprehension box* is a series of three boxes that provide supplementary materials to support the reading program of teachers, catering for the needs of capable, independent readers at each level in the classroom. Each *Comprehension box* incorporates three levels of comprehension question cards in a multiple-choice format and assesses the 12 different comprehension strategies. They are easy to use for any level, so jump right in and make a difference with your students today.

Samples from Box 2

Back of card

Questions

Sapphire 10

1. Which word in Paragraph 2 means enjoys hurting others?
(a) waste (b) malicious (c) fearsome

2. In Paragraph 2, it means:
(a) waste (b) temper (c) Nightfire

3. Which word in Paragraph 7 tells us Florian's whip crumbled into tiny bits?
(a) fireball (b) disintegrated (c) shot

4. The 'huge piles of steaming waste' would be most likely:
(a) leftovers (b) droppings (c) fresh meat

5. Nightfire shot a fireball at Florian:
(a) before (b) after (c) just as

6. Which paragraph describes the way Florian treated Nightfire?
(a) Paragraph 4 (b) Paragraph 2 (c) Paragraph 3

7. Becoming a dragonrider is:
(a) popular (b) hard work (c) great fun

8. Nightfire attacked Florian to protect Ryan because:
(a) Ryan was going to be a gold rider (b) Nightfire liked kind and respectful Ryan more than cruel Florian (c) Florian ran away

9. Ryan and Nightfire both:
(a) wore gold (b) disliked Florian (c) liked flying

10. What is the moral of the story?
(a) Kindness is more powerful than cruelty (b) Nasty people get burnt (c) The best way to control dragons is to be kind

Front of card

Sapphire 10

Dragonrider

1. Ryan had wanted to be a dragonrider since he'd first seen a magnificent red dragon flying over his village when he was just one year old. Back then, he hadn't known how hard it was to become one of these legendary riders. Now, as he entered his second year of ten years of training, he knew exactly how hard it was.

2. Each trainee rider was assigned to work for one rider and dragon. Trainees woke early and worked hard until dusk. Ryan had been assigned to Florian, a fearsome gold rider with a bad-tempered gold dragon named Nightfire. It was hard working for Florian, a malicious man who enjoyed using his whip to control trainees and dragons.

3. Ryan dragged the bucket of small animals he'd caught yesterday to Nightfire's pen. Nightfire had a big appetite, which meant Ryan had to catch a lot of animals ... and clean up huge piles of steaming waste. Ryan didn't mind. Despite Nightfire's temper, Ryan respected the majestic dragon and treated it with kindness.

4. 'Greetings, Nightfire,' said Ryan as he entered the pen. Instead of tipping the meat on the floor like other trainees, Ryan threw each piece for Nightfire to catch. Nightfire seemed to enjoy this game as it snapped the meat in its strong jaws. Ryan chatted away as he started cleaning the pen, hoping Nightfire wouldn't send any fireballs his way.

5. He was still chatting when Florian burst into the pen, scowling.

6. 'Why isn't Nightfire saddled?' he yelled, whip in his hand. 'I told you I was flying today! It seems my whip needs to teach you yet another lesson!' Florian raised his whip to strike Ryan.

7. A burst of fire shot across the pen. Florian screamed as the fireball disintegrated his whip and burnt his hand. Nightfire roared and shot another fireball towards Florian, who ran from the pen. He knew what this meant. Nightfire had chosen a new master.

8. Nightfire lowered its head in front of Ryan and snorted softly. Ryan touched the golden head, then climbed up onto the strong neck. Nightfire leapt into the air, and Ryan realised that kindness was far more powerful than cruelty.

Sapphire 10

Dragonrider




Answers

- (b) malicious
- (c) Nightfire
- (b) disintegrated
- (b) droppings
- (a) before
- (b) Paragraph 2
- (b) hard work
- (b) Nightfire liked kind and respectful Ryan more than cruel Florian.
- (a) disliked Florian
- (a) Kindness is more powerful than cruelty.

Answer card

The Comprehension box

For a free sample, go to:
www.ricpublications.com.au/compboxsample/



Features

- 150 brilliantly illustrated colour cards in each box, covering a variety of genres and text types
- Levelling guides and assessment sheets to track students' progress
- Clear classification through colour-coding, with 15 levels of difficulty within each box, colour-coded for ease of use

Samples from Box 2

Card explanation

Front

The coloured tabs at the top of the card indicates the different sections. There are ten cards the same colour in each section. This ensures that all cards can be returned to the box in the correct section.

The cards are numbered from 1 to 10 in each section. All cards should be returned to the correct coloured section and placed in the correct numerical order.

Each card has an interesting or fun title which may or may not tell exactly what the card is about. It motivates the pupils to read on to find out more.

Each text is written in numbered paragraphs and/or steps so information can be readily located when answering the questions. Texts which are procedures will have numbered steps or instructions.

Colourful artwork supports the text. The artwork may be diagrams, drawings, cartoons or photographs to motivate pupils, add interest to the topic or comprehension.

Scarlet 1

Why is the sky so high?

1. Long ago, there was an area of the world where the sky was low. It was so low that if you climbed a ladder and attached it up really high, you could touch it.
2. In that area of the world there was a village where an old woman lived. It is much hot with a strong cool the children around her house all day—swearing, shouting, swearing and shouting.
3. One day, hot summer the village and the land around it were attacked by drought. Dull covered the hills and blew into the faces of the villagers. They coughed and sneezed and rubbed on their dull eyes to the sky.
4. The old woman tried to keep her feet clean. She swept inside and outside, she swept the roof and the front yard. The staff rose as she swept and made the sky sweeter. It seemed so hard that it shook the world, scaring all the people. They ran inside their huts and hid. But the old woman continued sweeping. The sky sweeter again and it even began to rain. Large drops of rain fell onto the dry land below. Soon the old woman had muddy steps at her front door. She became angry, but the sky kept dropping rain and making more mud.
5. Finally the old woman was so angry that she grabbed her broom, stretched up high and whacked the sky with it over and over again. She asked of the sky to stop making mud around her clean house.
6. The sky didn't like being whacked with the broom or hearing the old woman's angry words. It flew up higher and higher until it was out of reach. The sky promised never to come close to the land again.
7. To this day the sky has kept its promise. It is so high, out of reach (or beyond).

© Ric Publications. www.ricpublications.com.au The comprehension box - Box 2 - Scarlet 1.pdf Year 3/4/5/6/7/8/9/10/11/12/13/14/15/16/17/18/19/20/21/22/23/24/25/26/27/28/29/30/31/32/33/34/35/36/37/38/39/40/41/42/43/44/45/46/47/48/49/50/51/52/53/54/55/56/57/58/59/60/61/62/63/64/65/66/67/68/69/70/71/72/73/74/75/76/77/78/79/80/81/82/83/84/85/86/87/88/89/90/91/92/93/94/95/96/97/98/99/100/101/102/103/104/105/106/107/108/109/110/111/112/113/114/115/116/117/118/119/120/121/122/123/124/125/126/127/128/129/130/131/132/133/134/135/136/137/138/139/140/141/142/143/144/145/146/147/148/149/150/151/152/153/154/155/156/157/158/159/160/161/162/163/164/165/166/167/168/169/170/171/172/173/174/175/176/177/178/179/180/181/182/183/184/185/186/187/188/189/190/191/192/193/194/195/196/197/198/199/200/201/202/203/204/205/206/207/208/209/210/211/212/213/214/215/216/217/218/219/220/221/222/223/224/225/226/227/228/229/230/231/232/233/234/235/236/237/238/239/240/241/242/243/244/245/246/247/248/249/250/251/252/253/254/255/256/257/258/259/260/261/262/263/264/265/266/267/268/269/270/271/272/273/274/275/276/277/278/279/280/281/282/283/284/285/286/287/288/289/290/291/292/293/294/295/296/297/298/299/300/301/302/303/304/305/306/307/308/309/310/311/312/313/314/315/316/317/318/319/320/321/322/323/324/325/326/327/328/329/330/331/332/333/334/335/336/337/338/339/340/341/342/343/344/345/346/347/348/349/350/351/352/353/354/355/356/357/358/359/360/361/362/363/364/365/366/367/368/369/370/371/372/373/374/375/376/377/378/379/380/381/382/383/384/385/386/387/388/389/390/391/392/393/394/395/396/397/398/399/400/401/402/403/404/405/406/407/408/409/410/411/412/413/414/415/416/417/418/419/420/421/422/423/424/425/426/427/428/429/430/431/432/433/434/435/436/437/438/439/440/441/442/443/444/445/446/447/448/449/450/451/452/453/454/455/456/457/458/459/460/461/462/463/464/465/466/467/468/469/470/471/472/473/474/475/476/477/478/479/480/481/482/483/484/485/486/487/488/489/490/491/492/493/494/495/496/497/498/499/500/501/502/503/504/505/506/507/508/509/510/511/512/513/514/515/516/517/518/519/520/521/522/523/524/525/526/527/528/529/530/531/532/533/534/535/536/537/538/539/540/541/542/543/544/545/546/547/548/549/550/551/552/553/554/555/556/557/558/559/560/561/562/563/564/565/566/567/568/569/570/571/572/573/574/575/576/577/578/579/580/581/582/583/584/585/586/587/588/589/590/591/592/593/594/595/596/597/598/599/600/601/602/603/604/605/606/607/608/609/610/611/612/613/614/615/616/617/618/619/620/621/622/623/624/625/626/627/628/629/630/631/632/633/634/635/636/637/638/639/640/641/642/643/644/645/646/647/648/649/650/651/652/653/654/655/656/657/658/659/660/661/662/663/664/665/666/667/668/669/670/671/672/673/674/675/676/677/678/679/680/681/682/683/684/685/686/687/688/689/690/691/692/693/694/695/696/697/698/699/700/701/702/703/704/705/706/707/708/709/710/711/712/713/714/715/716/717/718/719/720/721/722/723/724/725/726/727/728/729/730/731/732/733/734/735/736/737/738/739/740/741/742/743/744/745/746/747/748/749/750/751/752/753/754/755/756/757/758/759/760/761/762/763/764/765/766/767/768/769/770/771/772/773/774/775/776/777/778/779/780/781/782/783/784/785/786/787/788/789/790/791/792/793/794/795/796/797/798/799/800/801/802/803/804/805/806/807/808/809/810/811/812/813/814/815/816/817/818/819/820/821/822/823/824/825/826/827/828/829/830/831/832/833/834/835/836/837/838/839/840/841/842/843/844/845/846/847/848/849/850/851/852/853/854/855/856/857/858/859/860/861/862/863/864/865/866/867/868/869/870/871/872/873/874/875/876/877/878/879/880/881/882/883/884/885/886/887/888/889/890/891/892/893/894/895/896/897/898/899/900/901/902/903/904/905/906/907/908/909/910/911/912/913/914/915/916/917/918/919/920/921/922/923/924/925/926/927/928/929/930/931/932/933/934/935/936/937/938/939/940/941/942/943/944/945/946/947/948/949/950/951/952/953/954/955/956/957/958/959/960/961/962/963/964/965/966/967/968/969/970/971/972/973/974/975/976/977/978/979/980/981/982/983/984/985/986/987/988/989/990/991/992/993/994/995/996/997/998/999/1000

Pupil recording sheet (see page 16)

Pupils record:

- their name
- the card colour
- the card number
- and write the appropriate answer (A, B) or (i) for each question. Both the short and full answers are provided on the answer cards.

Pupils indicate in the right-hand column, using a cross or a tick, whether the answer is correct or incorrect.

At the bottom of the recording sheet, pupils write the number of correct answers they scored.

Teachers may photocopy a number of recording pages and staple them together to form a pad. This information can then be used to complete the teacher tracking sheets.

Pupil tracking sheet (see page 17)

The pupil tracking sheet allows the pupil to monitor their own progress through the cards in the box.

Pupils record each card as it is completed. Generally speaking, it will not be practicable to complete the cards in the exact order. In this case, pupils should colour or tick the card completed and go forwards or backwards to the next available card.


Teachers guide

REVIEW 'We have purchased all the boxes to use as part of our guided reading sessions. The children love the variety of texts and the multiple-choice questions!'

Kate Will, Teacher

	LEVEL	AGES	CODE	PRICE
Box 1	Foundation – Year 2	5–8	6946	A\$495.00
Box 2	Year 3 – Year 5	8–11	6947	A\$495.00
Box 3	Year 5 – Secondary	11–14	6948	A\$495.00

Teaching comprehension strategies



Use the metacognitive approach to teach comprehension

- » Seven-book series
- » Suitable for Foundation to Year 6
- » Includes background notes and information for each strategy




Teaching comprehension strategies is designed to methodically and creatively teach students the skills and strategies needed for effective comprehension. These strategies have been defined as understanding words, finding information, identifying the main idea, sequencing, comparing, predicting, concluding, summarising, inferring, cause and effect, fact or opinion, and point of view.

Features





- Original and varied texts, customised to suit the strategy being highlighted
- Skills and strategies taught using explicitly modelled examples and activities
- Assessment activities where students can apply the comprehension strategies that have been taught to answer problems

Sample pages from Book C



	LEVEL	AGES	CODE	PRICE
Book A	Foundation	5-6	6296	A\$39.95
Book B	Year 1	6-7	6297	A\$39.95
Book C	Year 2	7-8	6298	A\$39.95
Book D	Year 3	8-9	6299	A\$39.95
Book E	Year 4	9-10	6300	A\$39.95
Book F	Year 5	10-11	6301	A\$39.95
Book G	Year 6	11-12	6302	A\$39.95

English skills practice



Reinforce and consolidate essential skills

» Six-workbook series

» Suitable for Years 1 to 6

» Reinforce English skills over a 40-week period




Looking to improve students' clarity, correctness and richness in writing? Use *English skills practice* to provide repeated, daily practice of already-taught literary concepts for your students and see how their English fluency progresses in leaps and bounds. Each workbook covers age-appropriate phonics, spelling, grammar, vocabulary and punctuation. Consolidate and develop students' ability and confidence in these key areas and help them excel!

Sample pages from Book B



English skills practice

For a free sample, go to:
www.ricpublications.com.au/esp/sample



REVIEW *'The books challenge children and provide repetition to support children in their learning. They are a steal for the amount of work provided in them. They have improved children's spelling, punctuation and grammar through daily repetition in our class. A must for every booklist!'*

Elaine Joy, Teacher

Benefits

- Energise your English program through comprehensive and structured daily English practice to consolidate students' ability to read and write.
- Build students' confidence through improved mastery of spelling, punctuation, phonics, word knowledge and grammar.
- Target confusing words and common errors in writing and help your students clear hurdles to achieve better results.


Sample pages from the Teachers guide

Scope and sequence																		
<p>Year 1 (1-10)</p> <table border="1"> <thead> <tr> <th>Spelling focus</th> <th>Spelling words</th> <th>Spelling rules</th> </tr> </thead> <tbody> <tr> <td>1. 'i' and 'e' in the middle of words</td> <td>write, time, give, live, give, live, give, live</td> <td>1. 'i' and 'e' in the middle of words</td> </tr> <tr> <td>2. 'a' and 'o' in the middle of words</td> <td>cat, hat, bad, mad, bad, mad, bad, mad</td> <td>2. 'a' and 'o' in the middle of words</td> </tr> <tr> <td>3. 'u' and 'o' in the middle of words</td> <td>cup, put, but, put, but, put, but, put</td> <td>3. 'u' and 'o' in the middle of words</td> </tr> <tr> <td>4. 'e' and 'o' in the middle of words</td> <td>be, he, she, he, she, he, she, he, she</td> <td>4. 'e' and 'o' in the middle of words</td> </tr> </tbody> </table>				Spelling focus	Spelling words	Spelling rules	1. 'i' and 'e' in the middle of words	write, time, give, live, give, live, give, live	1. 'i' and 'e' in the middle of words	2. 'a' and 'o' in the middle of words	cat, hat, bad, mad, bad, mad, bad, mad	2. 'a' and 'o' in the middle of words	3. 'u' and 'o' in the middle of words	cup, put, but, put, but, put, but, put	3. 'u' and 'o' in the middle of words	4. 'e' and 'o' in the middle of words	be, he, she, he, she, he, she, he, she	4. 'e' and 'o' in the middle of words
Spelling focus	Spelling words	Spelling rules																
1. 'i' and 'e' in the middle of words	write, time, give, live, give, live, give, live	1. 'i' and 'e' in the middle of words																
2. 'a' and 'o' in the middle of words	cat, hat, bad, mad, bad, mad, bad, mad	2. 'a' and 'o' in the middle of words																
3. 'u' and 'o' in the middle of words	cup, put, but, put, but, put, but, put	3. 'u' and 'o' in the middle of words																
4. 'e' and 'o' in the middle of words	be, he, she, he, she, he, she, he, she	4. 'e' and 'o' in the middle of words																
<p>Word building</p> <table border="1"> <thead> <tr> <th>Word building</th> <th>Spelling rules</th> <th>Word lists</th> </tr> </thead> <tbody> <tr> <td>1. Adding a suffix to a word</td> <td>1. Adding a suffix to a word</td> <td>1. Adding a suffix to a word</td> </tr> <tr> <td>2. Adding a prefix to a word</td> <td>2. Adding a prefix to a word</td> <td>2. Adding a prefix to a word</td> </tr> <tr> <td>3. Adding a vowel to a word</td> <td>3. Adding a vowel to a word</td> <td>3. Adding a vowel to a word</td> </tr> <tr> <td>4. Adding a consonant to a word</td> <td>4. Adding a consonant to a word</td> <td>4. Adding a consonant to a word</td> </tr> </tbody> </table>				Word building	Spelling rules	Word lists	1. Adding a suffix to a word	1. Adding a suffix to a word	1. Adding a suffix to a word	2. Adding a prefix to a word	2. Adding a prefix to a word	2. Adding a prefix to a word	3. Adding a vowel to a word	3. Adding a vowel to a word	3. Adding a vowel to a word	4. Adding a consonant to a word	4. Adding a consonant to a word	4. Adding a consonant to a word
Word building	Spelling rules	Word lists																
1. Adding a suffix to a word	1. Adding a suffix to a word	1. Adding a suffix to a word																
2. Adding a prefix to a word	2. Adding a prefix to a word	2. Adding a prefix to a word																
3. Adding a vowel to a word	3. Adding a vowel to a word	3. Adding a vowel to a word																
4. Adding a consonant to a word	4. Adding a consonant to a word	4. Adding a consonant to a word																
<p>Punctuation</p> <table border="1"> <thead> <tr> <th>Punctuation</th> <th>Spelling rules</th> <th>Word lists</th> </tr> </thead> <tbody> <tr> <td>1. Using a comma</td> <td>1. Using a comma</td> <td>1. Using a comma</td> </tr> <tr> <td>2. Using a full stop</td> <td>2. Using a full stop</td> <td>2. Using a full stop</td> </tr> <tr> <td>3. Using an exclamation mark</td> <td>3. Using an exclamation mark</td> <td>3. Using an exclamation mark</td> </tr> <tr> <td>4. Using a question mark</td> <td>4. Using a question mark</td> <td>4. Using a question mark</td> </tr> </tbody> </table>				Punctuation	Spelling rules	Word lists	1. Using a comma	1. Using a comma	1. Using a comma	2. Using a full stop	2. Using a full stop	2. Using a full stop	3. Using an exclamation mark	3. Using an exclamation mark	3. Using an exclamation mark	4. Using a question mark	4. Using a question mark	4. Using a question mark
Punctuation	Spelling rules	Word lists																
1. Using a comma	1. Using a comma	1. Using a comma																
2. Using a full stop	2. Using a full stop	2. Using a full stop																
3. Using an exclamation mark	3. Using an exclamation mark	3. Using an exclamation mark																
4. Using a question mark	4. Using a question mark	4. Using a question mark																

Answers			
1. a. write, time, give, live, give, live, give, live	2. a. cat, hat, bad, mad, bad, mad, bad, mad	3. a. cup, put, but, put, but, put, but, put	4. a. be, he, she, he, she, he, she, he, she
1. a. write, time, give, live, give, live, give, live	2. a. cat, hat, bad, mad, bad, mad, bad, mad	3. a. cup, put, but, put, but, put, but, put	4. a. be, he, she, he, she, he, she, he, she
1. a. write, time, give, live, give, live, give, live	2. a. cat, hat, bad, mad, bad, mad, bad, mad	3. a. cup, put, but, put, but, put, but, put	4. a. be, he, she, he, she, he, she, he, she
1. a. write, time, give, live, give, live, give, live	2. a. cat, hat, bad, mad, bad, mad, bad, mad	3. a. cup, put, but, put, but, put, but, put	4. a. be, he, she, he, she, he, she, he, she
1. a. write, time, give, live, give, live, give, live	2. a. cat, hat, bad, mad, bad, mad, bad, mad	3. a. cup, put, but, put, but, put, but, put	4. a. be, he, she, he, she, he, she, he, she
1. a. write, time, give, live, give, live, give, live	2. a. cat, hat, bad, mad, bad, mad, bad, mad	3. a. cup, put, but, put, but, put, but, put	4. a. be, he, she, he, she, he, she, he, she
1. a. write, time, give, live, give, live, give, live	2. a. cat, hat, bad, mad, bad, mad, bad, mad	3. a. cup, put, but, put, but, put, but, put	4. a. be, he, she, he, she, he, she, he, she
1. a. write, time, give, live, give, live, give, live	2. a. cat, hat, bad, mad, bad, mad, bad, mad	3. a. cup, put, but, put, but, put, but, put	4. a. be, he, she, he, she, he, she, he, she
1. a. write, time, give, live, give, live, give, live	2. a. cat, hat, bad, mad, bad, mad, bad, mad	3. a. cup, put, but, put, but, put, but, put	4. a. be, he, she, he, she, he, she, he, she
1. a. write, time, give, live, give, live, give, live	2. a. cat, hat, bad, mad, bad, mad, bad, mad	3. a. cup, put, but, put, but, put, but, put	4. a. be, he, she, he, she, he, she, he, she

	LEVEL	AGES	CODE	PRICE
Book A	Year 1	6-7	6220	A\$12.95
Book B	Year 2	7-8	6221	A\$12.95
Book C	Year 3	8-9	6222	A\$12.95
Book D	Year 4	6-10	6223	A\$12.95
Book E	Year 5	10-11	6224	A\$12.95
Book F	Year 6	11-12	6225	A\$12.95
Teachers guide	All levels		6226	A\$29.95

Primary comprehension

EBOOK
AVAILABLE

Comprehension practice students will love

Full of funny, suspenseful, horrifying and exciting texts, *Primary comprehension* is an exciting educational adventure! With a wide array of literal, inferential and applied comprehension questions, this seven-book series is essential for every teacher's collection.


Features

- Each book contains 20 different texts from a variety of genres including humour, fantasy, legend, journals, reports and much more
- Three levels of questioning—literal, inferential and applied—to assess students' comprehension.
- Nine specific strategies covered in each book: predicting, making connections, comparing, sensory imaging, determining importance, skimming, scanning, synthesising and summarising

	AGES	CODE	PRICE
Book A	5–6	6253	A\$39.95
Book B	6–7	6254	A\$39.95
Book C	7–8	6255	A\$39.95
Book D	8–9	6256	A\$39.95
Book E	9–10	6257	A\$39.95
Book F	10–11	6258	A\$39.95
Book G	11+	6259	A\$39.95



Primary grammar and word study

EBOOK
AVAILABLE




Fun grammar and word learning adventure!

Primary grammar and word study is the complete package for introducing and building students' knowledge of parts of speech, understanding and choosing words, punctuation and figures of speech.

Features

- Each book is divided into four sections: parts of speech, understanding and choosing words, punctuation, and figures of speech
- Student activity pages are paired with comprehensive teachers notes
- A clearly identified focus is stated on each student and teacher's notes page with further suggestions on how to support each worksheet.


	AGES	CODE	PRICE
Book A	5–6	6240	A\$39.95
Book B	6–7	6241	A\$39.95
Book C	7–8	6242	A\$39.95
Book D	8–9	6243	A\$39.95
Book E	9–10	6244	A\$39.95
Book F	10–11	6245	A\$39.95
Book G	11–12	6246	A\$39.95



Teaching strategies for writing



For a free sample, go to:
www.ricpublications.com.au/teachingstratsample/



Improve writing at sentence level!

- » Six-book series
- » Suitable for Years 1 to 6

- » Covers word choices, sentence structure, punctuation and editing/proofreading



A simple change in text can create a difference in meaning. When teaching students to write well we need to emphasise the importance of correct grammar, punctuation, spelling and structure. This six-book series will direct students to produce clear, precise, purposeful writing. By applying these strategies, students will understand that editing and proofreading are integral parts of the writing process.

Features

- Each book is divided into four sections covering the basics of good writing
- Worksheets can be completed independently or in groups/with the teacher, allowing for levels of differentiation
- Each unit has a page of assessment activities giving teachers a record of individual understanding and achievement, and highlighting common points of weakness

Sample pages from Book C



Worksheet



Assessment



Student self-evaluation

	LEVEL	AGES	CODE	PRICE
Book A	Year 1	6-7	6806	A\$42.95
Book B	Year 2	7-8	6807	A\$42.95
Book C	Year 3	8-9	6808	A\$42.95
Book D	Year 4	9-10	6809	A\$42.95
Book E	Year 5	10-11	6810	A\$42.95
Book F	Year 6 - Secondary	11+	6811	A\$42.95

The Spelling Box



Boost your spelling scheme!

» Six-box series

» Suitable for Years 1 to 6

» Use with ANY spelling scheme

Support your spelling program with *The Spelling box*! Each box contains 100 original cards (two copies of each) of fun-filled spelling activities, anchored in nine well-researched skills and strategies—using phonemes, visualising, chunking, using analogy, using rules and generalisations, applying morphemic principles, using mnemonics, using etymology and using sources. Each box has a variety of downloadable resources sheets to support selected cards.

Sample cards from Box 1

1 Using Phonemes


Say and clap each spelling word.
Copy each word with one syllable.
Draw a line to make the onset and rime.
For example, m/um, d/og, h/at.



THE SPELLING BOX 1

6 Visualising

Join cubes together as you say each letter in each spelling word.
How many letters in each word?
For example,



Repeat for the sounds in each word. Are they the same or different?




THE SPELLING BOX 1

Sample cards from Box 4

3 Using Analogy

Learning to spell a prefix and knowing its meaning helps you to spell and understand other words.
Write the words 'autograph' and 'automatic'.
Underline the prefix. What do you think it means?
The word 'autobiography' has three morphemes. They can all be used as prefixes in other words.
Write auto-, bio- and -graph. Use a dictionary to find their meanings and work out what you think 'autobiography' means.



THE SPELLING BOX 4

9 Applying Morphemic Principles

Select a base morpheme from one of your spelling words. Use a dictionary to find other words with that morpheme.
For example,




THE SPELLING BOX 4

The Spelling Box

For a free sample, go to:
www.ricpublications.com.au/the-spelling-box-evaluation-pack/



Benefits

- Designed to be flexible, this resource is easy to use and supports ANY spelling program and ANY spelling list.
- It's not all hard work—a whole category of spelling activities is 'Just for Fun' to engage students.
- *The Spelling Box* can be used in so many ways! The activities are great for early finishers, extension work, language centres or literacy time slots, and as quick consolidation activities.

Sample cards from Box 6



LEVEL	AGES	CODE	PRICE
Year 1	6–7	8464	A\$79.95
Year 2	7–8	8465	A\$79.95
Year 3	8–9	8466	A\$79.95
Year 4	9–10	8467	A\$79.95
Year 5	10–11	8468	A\$79.95
Year 6	11–12	8469	A\$79.95

New wave spelling



For a free sample, go to:
www.ricpublications.com.au/newwavespellingsample/



Find spelling success through a phonics-based approach


- » Seven-book series
- » Suitable for Years 1 to 6
- » Teacher resource book to accompany each level

Are your students struggling with reading fluency and spelling accuracy? *New wave spelling* provides the help they need, by focusing on sounds conveyed by letters and groups of letters to accelerate fluency. Designed to be a whole-school workbook series, the spelling lists within each unit are organised with a phonetic emphasis.


Features

- Workbooks form a comprehensive whole-year program which includes 20 units of work to be spread across the year
- Covers common phonemes in different ways with a variety of activities to develop strategies for spelling
- Well supported with a comprehensive Teacher resource book containing support material to enhance the teaching and learning opportunities.

Sample pages from Book C workbook



Sample pages from Book C Teacher resource



LEVEL	AGES	WORKBOOK		TEACHER RESOURCE	
		CODE	PRICE	CODE	PRICE
Book A	Foundation	5-6	6267 A\$9.95	6201	A\$29.95
Book B	Year 1	6-7	6268 A\$9.95	6202	A\$29.95
Book C	Year 2	7-8	6269 A\$9.95	6203	A\$29.95
Book D	Year 3	8-9	6270 A\$9.95	6204	A\$29.95
Book E	Year 4	9-10	6271 A\$9.95	6205	A\$29.95
Book F	Year 5	10-11	6272 A\$9.95	6206	A\$29.95
Book G	Year 6	11-12	6273 A\$9.95	6207	A\$29.95

Maths



The Maths box



Accelerate your students' maths learning

» Seven-box series

» Suitable for Foundation to Year 6

» Each box contains 75 beautifully illustrated unique cards

Sample cards from Box 3



The Maths box

For a free sample, go to:
www.ricpublications.com.au/mathsboxsample/



Each box includes a Teachers Guide.


REVIEW 'The Maths box encourages resilience, independence and confidence in maths learning. We have used the resource in a variety of ways, as part of a targeted intervention, independent extension, consolidating activity or short assessment.'

Jane Hainsworth, Teacher

Motivate your students with fun, creative and challenging activities! *The Maths box* provides practice and consolidation of skills already taught in the classroom, with opportunities to extend students further. Designed to be flexible, this resource allows for independent, small-group and whole-class maths activities. This gives teachers freedom to roam the classroom and provide more tailored teaching for individual students.

Benefits


- Use anytime to reinforce maths concepts and support your maths program. The box covers all three strands of mathematics, supported with scope and sequence charts to map your coverage.
- Allows for independent learning—can be tailored for individual students' learning goals, strengths and weaknesses.
- Designed to provide intellectual engagement and connect learners to the wider world.



Sample pages from Box 3 Teachers guide

	LEVEL	AGES	CODE	PRICE
Foundation	Foundation	5–6	6979	A\$375.00
Box 1	Year 1	6–7	6936	A\$275.00
Box 2	Year 2	7–8	6937	A\$275.00
Box 3	Year 3	8–9	6938	A\$275.00
Box 4	Year 4	9–10	6939	A\$275.00
Box 5	Year 5	10–11	6940	A\$275.00
Box 6	Year 6	11+	6941	A\$275.00

New wave mental maths



Give students the best opportunity to succeed in maths

- » Seven-workbook series
- » Suitable for Years 1 to 6
- » 200 days worth of maths problems in each book



NEW IN 2020

Save even more time with the *New wave mental maths* online portal for teachers. Quickly correct answers, elevate the Friday assessment, and review concepts while staying engaged within the program—we have taken all of your suggestions and more.

With over 20 years of research and continuous development, our bestselling series is still the best mathematics practice resource for the modern classroom. Visually rich and engaging, *New wave mental maths* provides daily practice to increase students' fluency and automaticity in all maths strands. Have a closer look at these workbooks and find out how they can make a difference in your school today!

Features

- Daily practice of mathematics with a spiral learning method to consolidate and improve students' skill levels—200 days worth of maths problems in each book
- Problem-solving questions each week, designed to develop students' ability to make choices, interpret, formulate, and communicate solutions effectively


Sample page from Book B



Sample page from Book C







Sample page from Book E



New wave mental maths

For a free sample, go to:
www.ricpublications.com.au/nwmm-sample/



REVIEW 'New wave mental maths is great! I have used a variety of levels to suit different grade levels and abilities. The days of the week sections make it a simple way to do a warm-up in a maths lesson.'

At the end of the week, Friday Reviews are so handy to keep track of their progress and to inform what we need to cover more of or extend on.'

Jill S., Teacher

	LEVEL	AGES	CODE	PRICE
Book A	Year 1	6-7	1700	A\$14.95
Book B	Year 2	7-8	1701	A\$14.95
Book C	Year 3	8-9	1702	A\$14.95
Book D	Year 4	9-10	1703	A\$14.95
Book E	Year 5	10-11	1704	A\$14.95
Book F	Year 6	11-12	1705	A\$14.95
Book G	Year 7	12+	1706	A\$14.95
Teachers guide	all levels	5-11+	1707	A\$34.95


TEACHING TIPS

» In my teaching experience, I've found that maths skills are often taught and worked on once then forgotten, causing a tremendous strain on both teachers and students. This is why I've developed *New wave mental maths* – they provide a way to reinforce taught concepts through repeated practice and lift the students' overall maths results.

EDDY KRAJCAR
 Teacher & author



Primary mathematics



Fulfill all your mathematical needs

- » Seven-book series
- » Suitable for Foundation to Year 6
- » Deliver a maths program for your year level






Students will love learning with this series! All your mathematical needs are covered with over 150 activity pages, as well as introductory activity suggestions for each resource. Packed with fun and informative questions and games, as well as quirky character illustrations, *Primary mathematics* is a winner.

Features


- Comprehensive teachers notes for each individual strand, listing required materials, activities and games
- Covers the traditional curriculum strands of number measurement, space, and chance and data
- Revision and assessment pages for each strand, ideal for inclusion in student portfolios and for reporting purposes

Sample pages from Book C



	LEVEL	AGES	CODE	PRICE
Book A	Foundation	5-6	0565	A\$52.95
Book B	Year 1	6-7	0566	A\$52.95
Book C	Year 2	7-8	0567	A\$52.95
Book D	Year 3	8-9	0568	A\$52.95
Book E	Year 4	9-10	0569	A\$52.95
Book F	Year 5	10-11	0570	A\$52.95
Book G	Year 6	11+	0571	A\$52.95

Primary mathematics: Back to basics



Master the basics and build a solid mathematical foundation

Packed with classroom and homework activities, this series covers number, measurement, space, and chance and data concepts for each year level. Help your students perfect the skills required for future success in mathematics.


Features

- Activities suitable for teaching new concepts, consolidation, homework, assessment and revision
- Indicators to show the specific desired outcomes when completing the worksheet
- Answers provided for all questions on student pages

	AGES	CODE	PRICE
Book A	5–6	6056	A\$39.95
Book B	6–7	6057	A\$39.95
Book C	7–8	6058	A\$39.95
Book D	8–9	6059	A\$39.95
Book E	9–10	6060	A\$39.95
Book F	10–11	6061	A\$39.95
Book G	11–12	6062	A\$39.95



Problem-solving in mathematics



Develop problem-solving and mathematical thinking

This seven-book series features a variety of activities that will boost your students' problem-solving capabilities. This series is specifically designed to be used as extension work to challenge higher-ability students.

Features

- A wide range of hands-on and assessment activities—including spatial visualisation and logical reasoning, establishing criteria, interpreting and analysing—with answers provided
- Extensive background information about problem-solving skills and teacher pages to accompany each student page
- Focuses on a problem-solving objective for each group of student pages

	AGES	CODE	PRICE
Book A	5–6	6030	A\$34.95
Book B	6–7	6031	A\$34.95
Book C	7–8	6032	A\$34.95
Book D	8–9	6033	A\$34.95
Book E	9–10	6034	A\$34.95
Book F	10–11	6035	A\$34.95
Book G	11–12	6036	A\$34.95



Science and Projects



STEM projects



Help your students become innovative, communicative, collaborative and thoughtful problem-solvers


» Seven-box series

» Suitable for Foundation to Year 6

» 28 unique projects in each box

The *STEM projects* series provides opportunities for students to develop skills and knowledge in science, design and technology, and mathematics, as well as general capabilities, while completing short- or long-term projects. It encourages students to follow a consistent design process while completing the projects, including finding out information, planning and designing, creating, evaluating and communicating.

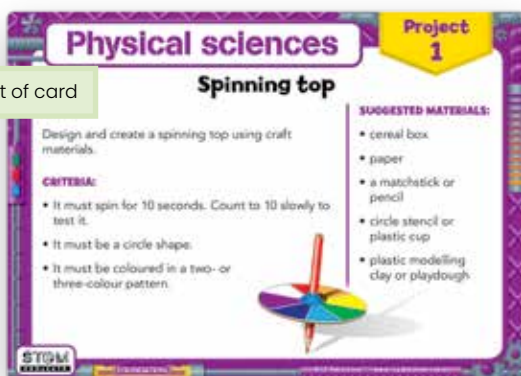
Sample of the Teacher reference card



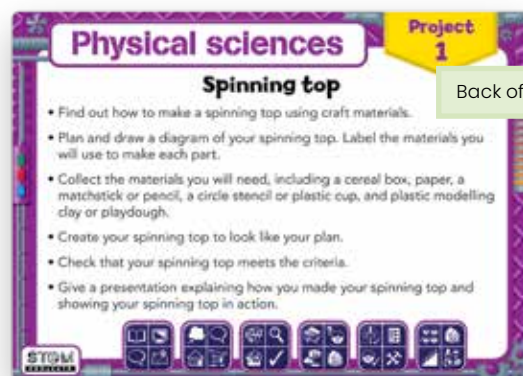
Sample of the Design progress card



Sample cards from Foundation



Front of card



Back of card

STEM projects

For a free sample, go to:
www.ricpublications.com.au/stemprojectssample/



Benefits

- The projects allow students to work in small teams, using effective communication and collaboration skills, to plan, design, create and evaluate a thoughtful and innovative solution to a given task.
- When satisfied with their solutions, students are able to showcase and discuss their design, explaining how science was used throughout the project.
- The cards are designed to provide little interference to the students' creativity, allowing them to create their own paths.



Use easily found
everyday materials for
your projects!

Sample cards from Box 4



REVIEW *The layout of the cards was easy to follow. The tasks were fun and the students enjoyed the experience of using them. The resources needed for the tasks were affordable and easy to find around school so there was no additional cost which makes a difference when starting something new.*

M. McMahon, Primary School Teacher

BOXES

	LEVEL	AGES	CODE	PRICE
	Foundation	5-6	6177	A\$89.95
Box 1	Year 1	6-7	6178	A\$89.95
Box 2	Year 2	7-8	6179	A\$89.95
Box 3	Year 3	8-9	6180	A\$89.95
Box 4	Year 4	9-10	6181	A\$89.95
Box 5	Year 5	10-11	6182	A\$89.95
Box 6	Year 6	11-12	6183	A\$89.95

Science: A STEM approach



Prepare your students for the roles of the future


» Seven-book series

» Suitable for Foundation to Year 6

» Full year science program

Minds will be challenged and imaginations unleashed as students develop skills such as innovation, creativity, reasoning and problem-solving; and technical science skills such as questioning, observing, systematic experimentation, and analysis and interpretation of data. Feel confident delivering a comprehensive and contemporary science program, and ease your way into STEM projects with *Science: A STEM approach*.

Sample pages from Year 3



Science: A STEM approach

For a free sample, go to:
www.ricpublications.com.au/stemapproachsampl/



REVIEW 'Another excellent approach. The lesson plans are detailed and cover both skills and content aspects of the curriculum. Easy to integrate into our planning and made assessing the children's learning easier and much clearer.'


Alex Gilber, Teacher

Features

- Each book is split into four units, which are organised by sub-strand— Biological sciences, Chemical sciences, Earth and space sciences and Physical sciences
- Each unit is designed to be easy to follow for the teacher, with a term overview at the start of each unit and comprehensive background information
- A variety of fun and interesting projects each link the science knowledge and skills learnt with aspects of engineering, design and technology, information technology and mathematics


LEVEL	AGES	CODE	PRICE
Foundation	5-6	6170	A\$52.95
Year 1	6-7	6171	A\$52.95
Year 2	7-8	6172	A\$52.95
Year 3	8-9	6173	A\$57.95
Year 4	9-10	6174	A\$57.95
Year 5	10-11	6175	A\$57.95
Year 6	11-12	6176	A\$57.95

Primary science



Run a successful science program

- » Seven-book series
- » Suitable for Foundation to Year 6
- » Full year science program in each book




	AGES	CODE	PRICE
Book A	5-6	0551	A\$39.95
Book B	6-7	0552	A\$39.95
Book C	7-8	0553	A\$39.95
Book D	8-9	0554	A\$39.95
Book E	9-10	0555	A\$39.95
Book F	10-11	0556	A\$39.95
Book G	11-12	0557	A\$39.95

Primary science gives students the opportunity to enhance their knowledge of the world around them and to engage in collaborative learning that makes science interesting and exciting.

Features

- Comprehensive teachers notes for each student activity
- Concepts, knowledge and skills sharing emphasised equally in each unit
- Topics covering the four main strands of science education



Sample pages from Book C

Design and technologies



DESIGN & TECHNOLOGIES

PROJECT-BASED LEARNING



Develop process and production skills through hands-on activities

» Six-book and six-box series

» Suitable for ages 6 to 12

» Hands-on projects cover all areas of design and technology

Sample cards from Box 3



Back of card

Front of card

Sample pages from Year 3 book (Full-colour digital version)



Design and technologies

For a free sample, go to:
www.ricpublications.com.au/dtsample/

Our *Design & technologies: Project-based learning* series is designed to help teach students the content, skills and processes of the Design and Technologies learning area. Through hands-on, real-world projects, four themes are covered—food and cooking, clothing and textiles, building and construction, and technological advancements. Get your students engaged and develop their process and production skills!

Curriculum connections

 Technologies and society	 Materials and technologies specialisation	 Producing and implementing
 Food and fibre production: Food specialisation	 Investigating and defining	 Evaluating
 Engineering principles and systems	 Generating and designing	 Collaborating and managing


Features

- Teach the Design and Technologies learning area through real-world projects
- Inquiry-based lessons to feed your students' curiosity and level-up their prior knowledge
- Extensive teacher notes and thorough background information to guide your explanations and teaching

AGES	BOXES			BOOKS		
	CODE	PRICE		CODE	PRICE	
6–7	Box 1	8470	A\$89.95	Year 1	8476	A\$42.95
7–8	Box 2	8471	A\$89.95	Year 2	8477	A\$42.95
8–9	Box 3	8472	A\$89.95	Year 3	8478	A\$42.95
9–10	Box 4	8473	A\$89.95	Year 4	8479	A\$42.95
10–11	Box 5	8474	A\$89.95	Year 5	8480	A\$42.95
11–12	Box 6	8475	A\$89.95	Year 6	8481	A\$42.95

Full-colour digital units to be available early 2020

Sample pages from Year 3 book (Full-colour digital version)



ORDERING IS EASY!

4 EASY WAYS OF ORDERING

PHONE

+61 8 9240 9888

FAX

+61 8 9240 1513

EMAIL

sales@ricpublications.com.au

ONLINE

www.ricpublications.com.au

R.I.C. Publications Pty Ltd
5 Bendsten Place, Balcatta
Western Australia 6021



Need an order form? Download one at
www.ricpublications.com.au/order



GET A FREE DIGITAL RESOURCE PACK

Go to www.ricpublications.com.au/freedigitalpack
to download your complimentary resource pack.
Thanks for your interest!