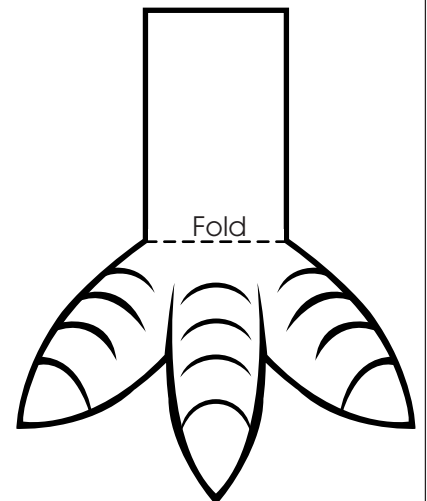
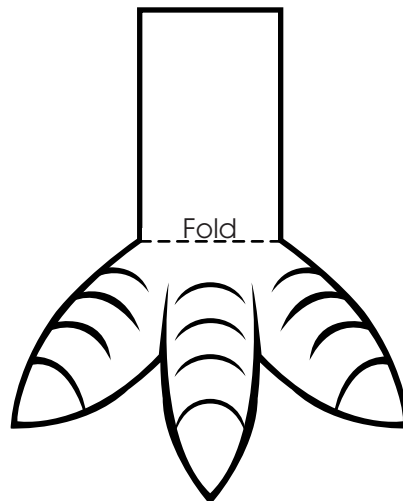

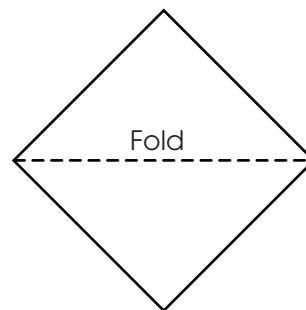
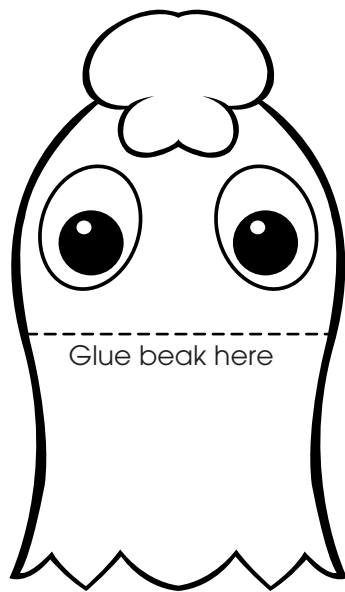
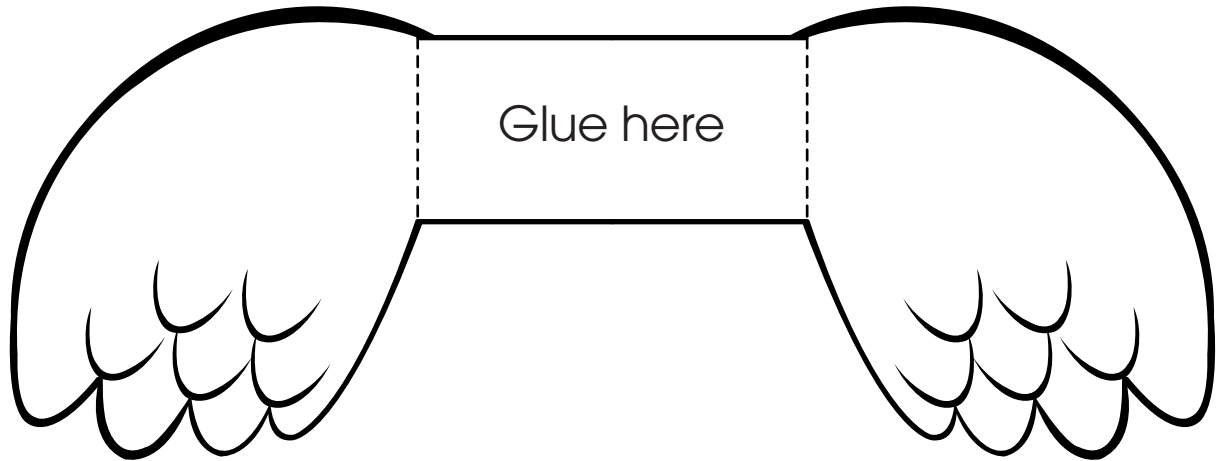


Easter Hen Puppet


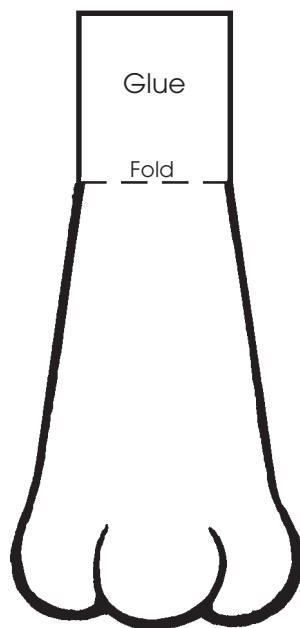
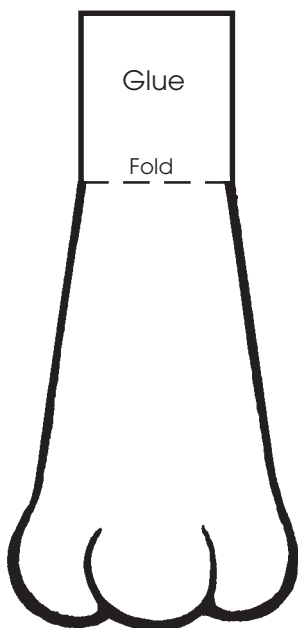


1. Cover a cardboard tube with coloured paper.
2. Colour and cut out the hen's body parts.
3. Glue the body parts onto the cardboard tube.



Easter Bunny Puppet


Colour and cut out the rectangle. Glue the rectangle around a cardboard tube. Colour and cut out the bunny's head and feet.

Glue the head, feet and a cotton ball tail to the cardboard tube body.



Easter Bunny Mask

Colour and cut out the mask below. Cut out the eye holes. Attach strings at the sides.



Cheeping Chicken

1. Colour and cut out the chicken face and eye holes.
2. Fold vertically in half with the face inside.
3. Cut the mouth line and fold back the triangles.
4. Open the triangles and face and push the triangles forward so that they open on the inside.
5. Move the sides of the face to make the chicken cheep.

