

Bonzer Aussie Easter activities



BOUNCING EASTER EGGS – page 61

Indicator

- Conducts an experiment to observe the effect of vinegar on raw eggs.

Worksheet information

- You will need a raw egg, cup and spoon for each student, or per pair of students if you prefer. This experiment takes place over a few days.
- Chicken eggs contain a lot of calcium. When suspended in vinegar, a chemical reaction occurs, releasing carbon dioxide (which appears as bubbles). The acid in the vinegar dissolves the calcium carbonate.
- Students write observations after a few minutes, on day two, on day three, and after dropping the eggs. They then suggest a possible explanation as to how the shell disappeared.

AUSSIE EASTER JOKES – page 62

Indicator

- Uses patterns to decipher a code for Easter joke answers.

Worksheet information

- Students use the code at the bottom of the page to spell the answers to the Easter jokes.

Answers

1. He was being a little roo-d.
2. Holes all over Australia.
3. Coca Koala.
4. A fluffy roo-bar.
5. Hoppy Easter
6. Tired.

SNAZZY EGGS – page 63

Indicator

- Uses tissue paper and masking tape to decorate boiled eggs.

Worksheet information

- Each student will need scissors, a hard-boiled egg and a cup to hold the drying egg.
- Students draw some ideas for designs in the box provided. They then cut decorative designs and shapes from the masking tape and stick these onto the egg. Once they have covered the egg, they tear pieces of tissue paper, wet them and stick them one at a time onto the egg. Once dry, they remove the paper and tape. The colour from the paper should have transferred to the egg around the masking tape designs.

BONZER EASTER BOARD GAME – page 64

Indicators

- Cooperates to play an Easter board game
- Converts patterns to numbers using a code to collect counters.

Worksheet information

- Enlarge page 64 onto A3 paper. Two to four students follow the instructions to play the game. The winner is not the person who finishes first, but the one who has the most counters. Any available materials, such as matchsticks, can be substituted for counters.

AN AUSSIE EASTER POEM – page 65

Indicators

- Reads three different styles of poetry on the topic of Easter.
- Chooses one of these styles to compose own Easter poem.

Worksheet information

- Read the poems with the students and discuss the different styles and ways Easter is expressed. Students then choose one of these styles to create a poem expressing their ideas or feelings about Easter. After writing some ideas on page 65, they write their poem on a separate sheet of paper.

BOUNCING EASTER EGGS!


Follow this experiment to make eggs bounce.

Materials

- raw eggs
- vinegar
- plastic spoons
- clear plastic cups

Instructions

1. Place a raw egg into a clear plastic cup.
2. Pour enough vinegar into the cup to totally cover the egg.
3. Place the eggs where they can be observed undisturbed.
4. Observe and make notes in the table.
5. Leave for three days, taking observations each day.
6. Carefully remove the egg from the vinegar with a plastic spoon.
7. Drop the egg from 10 cm.
8. Write observations about what happens.



	Observations
First few minutes	
Day 2	
Day 3	
Dropping the egg	
Possible explanation for what happened	

SNAZZY EGGS

Try this way to dye Easter eggs ... without dye!

Equipment

- hard-boiled eggs
- tissue paper (different colours)
- water
- masking tape (thick)
- eggcups/holders
- scissors



Instructions


1. Draw designs on the masking tape and cut them out.
2. Place the tape shapes onto the egg.
3. Tear the tissue paper into small squares.
4. Wet the pieces in water one at a time and place them on your egg.
5. When the egg is completely covered, place it in an egg cup to dry.
6. When the tissue paper pieces are dry, peel them and the masking tape designs off. The colour of the tissue paper will have transferred to the egg around your designs.

1. Practise some designs in this box before starting.

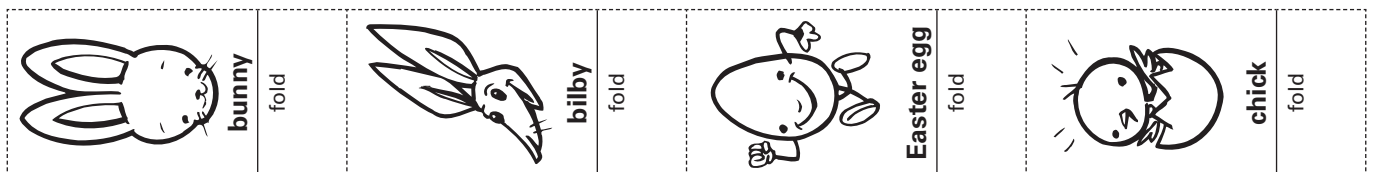
2. How did you find this activity? Can you think of any ways to improve it?

BONZER EASTER BOARD GAME

Cut out a playing piece for each player and place them on 'start'. Take turns to roll a die and move along the board. When you land on a decorated egg, pick up counters according to the pattern on the egg. The winner is the person who has the most counters when everyone has reached the finish.




Code	
<i>stripes</i>	- 1 counter
<i>circles</i>	- 2 counters
<i>zig-zigs</i>	- 3 counters
<i>swirls</i>	- 4 counters
<i>stars</i>	- 5 counters
<i>ribbon</i>	- 6 counters



AN AUSSIE EASTER POEM

Easter means different things to different people. Read the poems below showing some of the different ways Easter ideas can be expressed.




Concrete poems take the shape of the objects they describe.

It was no usual Easter morning:
 When I got up, day was just dawning.
 I stretched and yawned, mouth open wide
 While my blurry eyes peered outside-
 And saw a creature hopping round!
 Cute and fluffy, low to the ground.
 'The Easter Bunny!' I cried with glee.
 Then ... it turned around and glared at me.
 'I'M NOT A BUNNY!', I heard it screech,
 Long tail quivering with the speech.
 'I'm a BILBY, you clueless galah,
 No choccies for you, mate ... see ya!
 And off he hopped into the dawn,
 Leaving nothing but droppings on my lawn.

Narratives tell or recite stories. Couplets are two lines of poetry, with end-words that rhyme.

What does Easter mean?
Jesus dying on a cross
To save God's people.

A **Haiku** is a three-line poem. The first line has five syllables, the second line has seven syllables, and the third line has five.



Choose one of these poetic styles to write your own Aussie Easter poem on a separate sheet of paper. Write some ideas for your poem here before you start.
