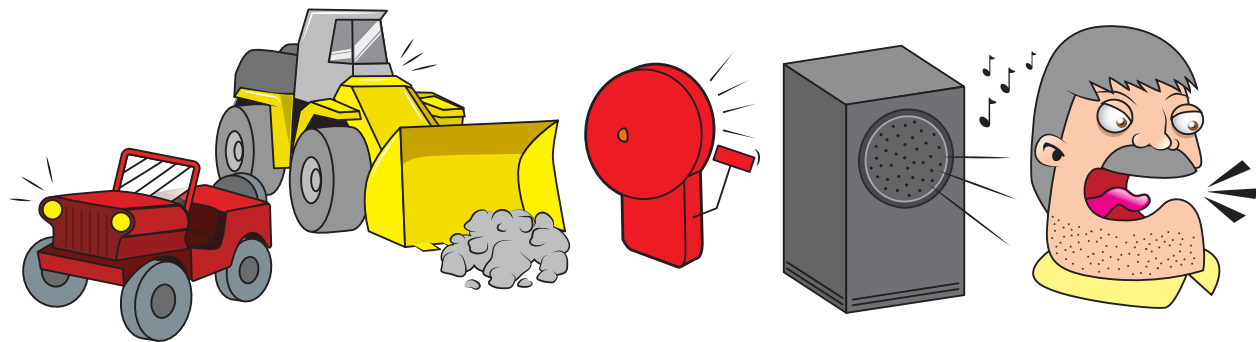


## ACTIVITY 3: Listen for a moment

This activity can take place indoors or outdoors.

Ask the children to listen to, and remember, all the sounds they hear over a minute or two.

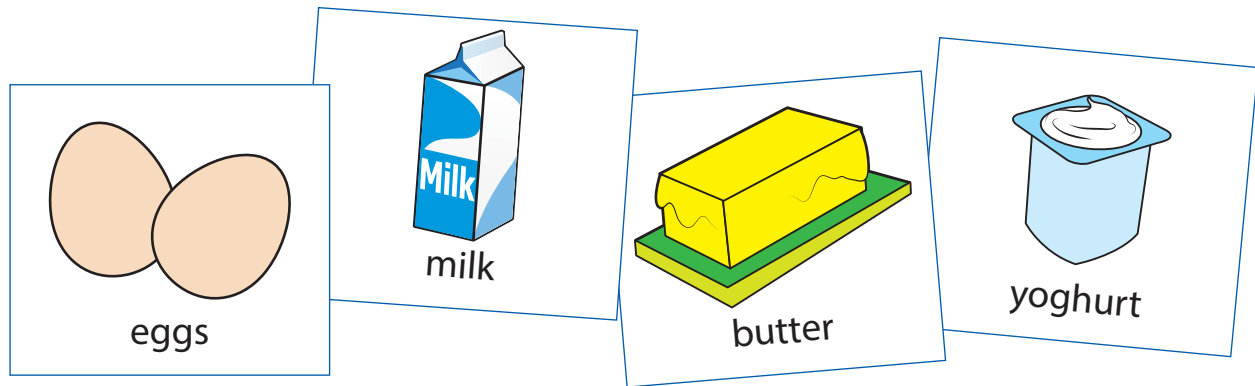
Ask what made each sound and encourage the children to try to make the sound themselves.



## ACTIVITY 29: Memory game

Play the game 'I went to the market and bought ...

Start with one child saying one item and consecutive children adding one more item each time. Each child in turn must remember their own item plus the others preceding it.



## ACTIVITY 10: Pass the basket

Play this game in small groups with an adult helper.

Collect a number of everyday objects from the classroom or from home and place them in a basket. There should be enough objects for each child in the group.

Pass the basket around the group. As the basket reaches each child, the child removes an object from the basket and says what it is (for example, marker). Then the teacher says a word (real or nonsense) that rhymes with 'marker' (for example, barker. The child repeats both words.

The basket is then passed to the next child.

This continues until all children have had a turn.



## ACTIVITY 18: Beanbag rhyme

The teacher has a beanbag and the children stand in a circle.

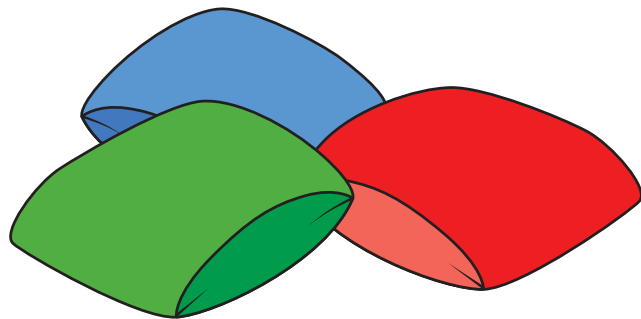
The teacher says a word such as 'house'.

The teacher throws the beanbag to a child who thinks of, and says, a word that rhymes with 'house'.

The child says the new word aloud, and passes the beanbag to another child.

The game continues with the beanbag being passed until the children cannot think of any more words that rhyme with 'house'.

The child holding the beanbag at that time continues the game with a new word.



## ACTIVITY 5: Which one is different?

Ask the children to listen to a sentence and have them identify the word (or words) that do not begin with the same sound as the majority of the other words.

The examples below may be used.

*Lazy lizards love loud music.*

*Big red buttons brighten up a blouse.*

*Ten tall trees shaded the tiny cottage.*

*Henrietta Hen had a hot pink hat on her head.*

*Caterpillars crunched on crinkled leaves.*

*Five friendly foxes fell down in the field.*

*Daniel was a dragon who didn't dance.*

*Fried fish frequently tastes great on Fridays.*

*Seven silly seals played hide and seek.*

*Two tiny termites tried to teach the tango.*

*Yesterday the yellow yaks yelled at the yucky yolks in the yard.*



Clap to count the number of total words in the sentence. Then clap/click fingers to identify the words beginning with the same sound. Repeat the sentences more than once.

## ACTIVITY 9: Name play

Say out loud the name of a child in the class and make up a fun, alliterative sentence starting with the name.

For example, *Ben has a big bouncy ball.*

*Kevin keeps a kettle in the kitchen.*

*Tim has ten ticklish toes.*

*Fiona found a fine fat frog.*

Ask the children to think up similar sentences for their own names and share them with others.

